


SUPER 40 SERIES


The two-screen cleaners are built approximately 7 inches lower in overall height than the three-screen models making them suitable for installations which require minimum head room.

Four of the 40 Series models can be supplied (as a packaged unit) with their own twin elevating system. This arrangement is completely illustrated and described on the Super 100 Series catalog page.




SUPER 498-B


Shown with Cotton Seed Hopper recommended for cotton seed, brome and other grass seeds likewise difficult to feed.



SUPER 47-D



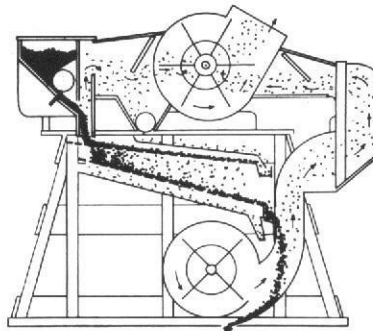
SUPER 47-B



SUPER 47-A

OPERATIONAL DETAILS FOR 2 SCREEN DUSTLESS CLEANING

The diagram at the right indicates the cleaning action of dustless type cleaners with two screens. As the seed is discharged from the hopper in a uniform layer across the full width of the top screen, it passes through an air leg connected to one of the top suction fans and dust and light chaffy material is removed. The heavier trash settles in the large settling chamber and is discharged at the side of the cleaner. The light dust is blown into the dust house or cyclone collector. After the seed passes through the top scalping screen and over the bottom sifting screen, it enters the vertical air column of synchronized blast and suction for a final, rapid air separation by weight to select only the choice, plump, full-weight kernels. The top suction fan on the left, synchronized with the bottom blast fan, removes the light-weight foreign material and dust left after the screening action. The heavier material removed settles in the settling chamber and the dust is blown out into the dust house or cyclone collector.



SPECIFICATIONS — CAPACITIES

Screen Cleaning Brushes on all Super 40 Series models are powered by the No. 80 Roller Chain Brush Drive.

Model number	47-A	47-B	47-D	49-A	49-B	498-A	498-B	47-BD	49-D	498-D	49-BD	498-BD
Screen size	34 x 42	34 x 42	34 x 42	42 x 60	42 x 60	54 x 60	54 x 60	34 x 42	42 x 60	54 x 60	42 x 60	54 x 60
Bu. per hr.—Seeds	30-50	30-50	30-50	60-80	60-80	75-100	75-100	30-50	60-80	75-100	60-80	75-100
Bu. per hr.—Seed grain	50-100	50-100	50-100	100-150	100-150	130-200	130-200	50-100	100-150	130-200	100-150	130-200
Bu. per hr.—Beans	75-150	75-150	75-150	200-300	200-300	250-400	250-400	75-150	200-300	250-400	200-300	250-400
No. of screens in cleaner	2	3	2	2	3	2	3	3	2	2	3	3
No. of screens furnished	12	12	12	12	12	12	12	12	12	12	12	12
Extreme length	79"	79"	91"	107"	107"	119"	107"	91"	114"	114"	114"	114"
Extreme width	59"	59"	62"	73"	73"	85"	85"	62"	73"	85"	73"	85"
Width between sills	38"	38"	38"	46"	46"	58"	58"	38"	46"	58"	46"	58"
Height to top of hopper	69"	76"	76"	72"	80"	72"	80"	83"	81"	81"	87"	87"
Height to drive shaft	28"	28"	70"	29"	29"	29"	29"	70"	76"	76"	76"	76"
Drive shaft speed (RPM)	410	410	900	410	410	410	410	900	900	900	900	900
Horsepower required	1½	1½	5	3	3	3	3	5	7½	10	7½	10
Shipping weight (lbs.)	1200	1300	1800	2000	2100	2200	2350	2000	2800	3000	2900	3200