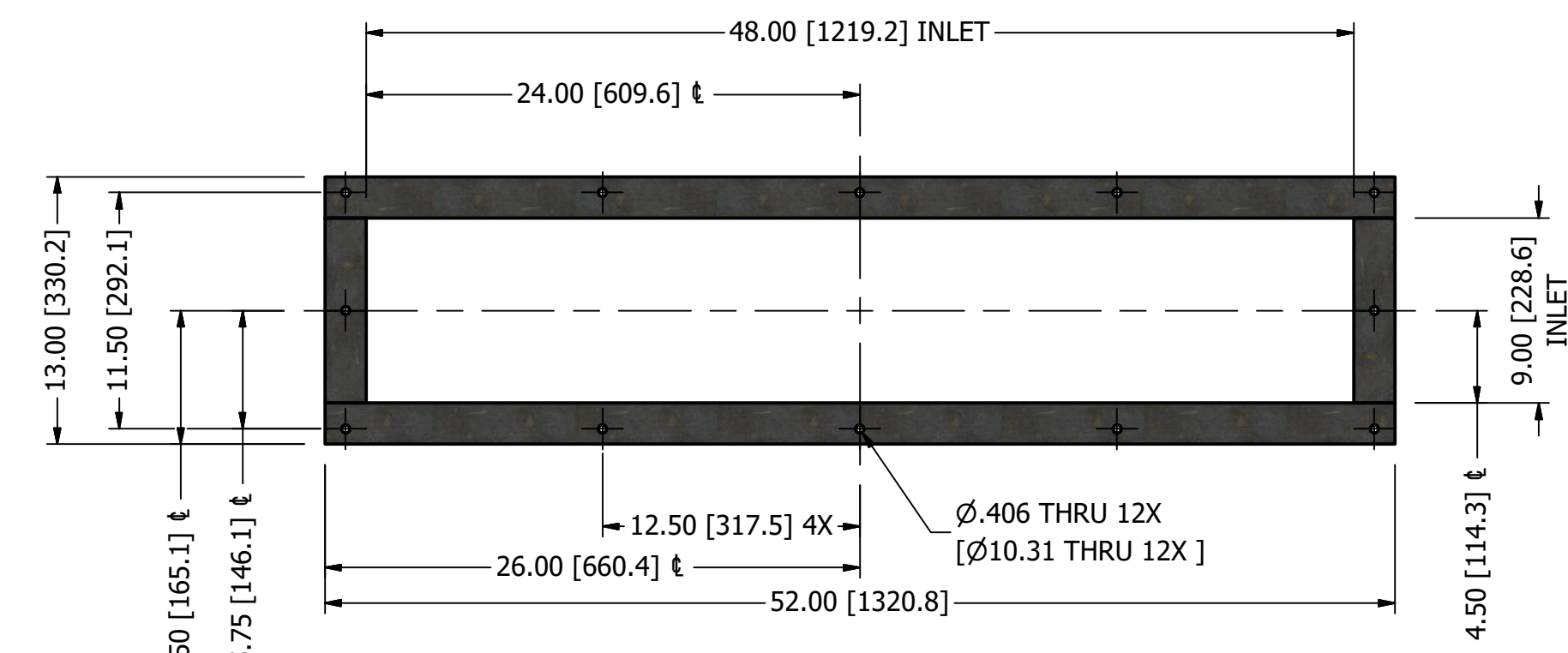
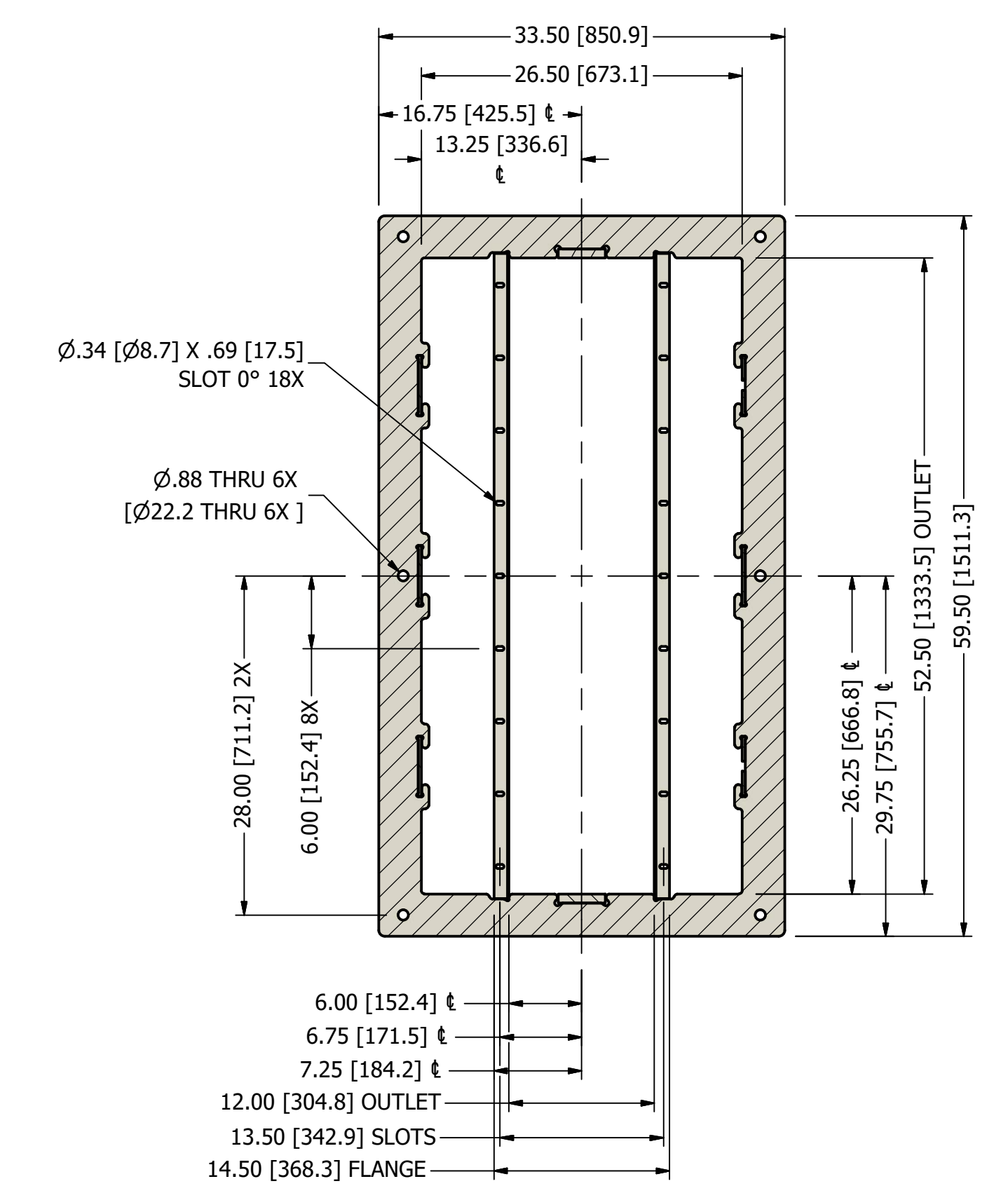


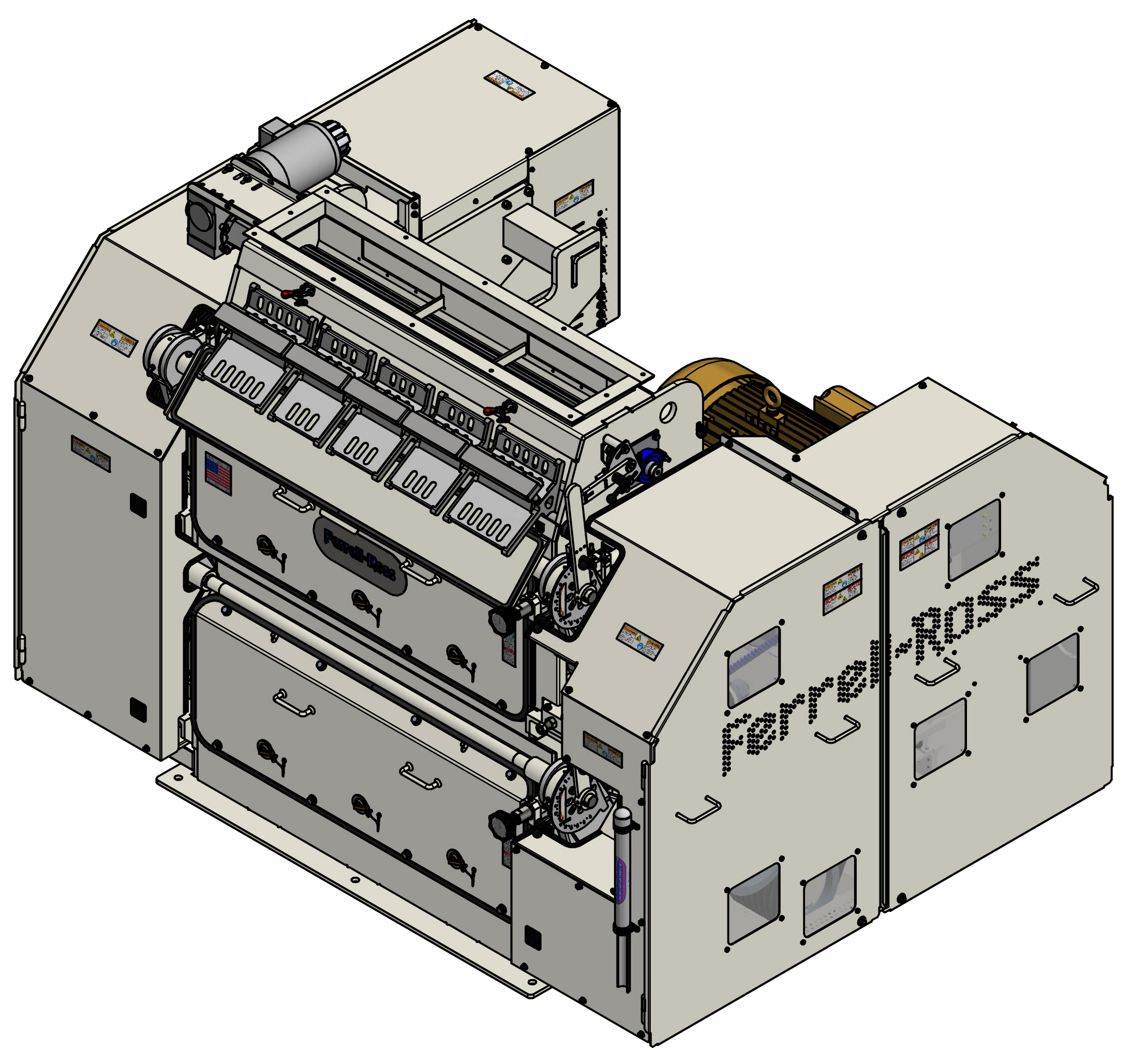
REV	ECN	DESCRIPTION	DATE	APPROVED
A	K180015	RELEASE	1/25/2018	dmjohnson




TOP VIEW, INLET FLANGE DETAIL
 SCALE 0.125 : 1



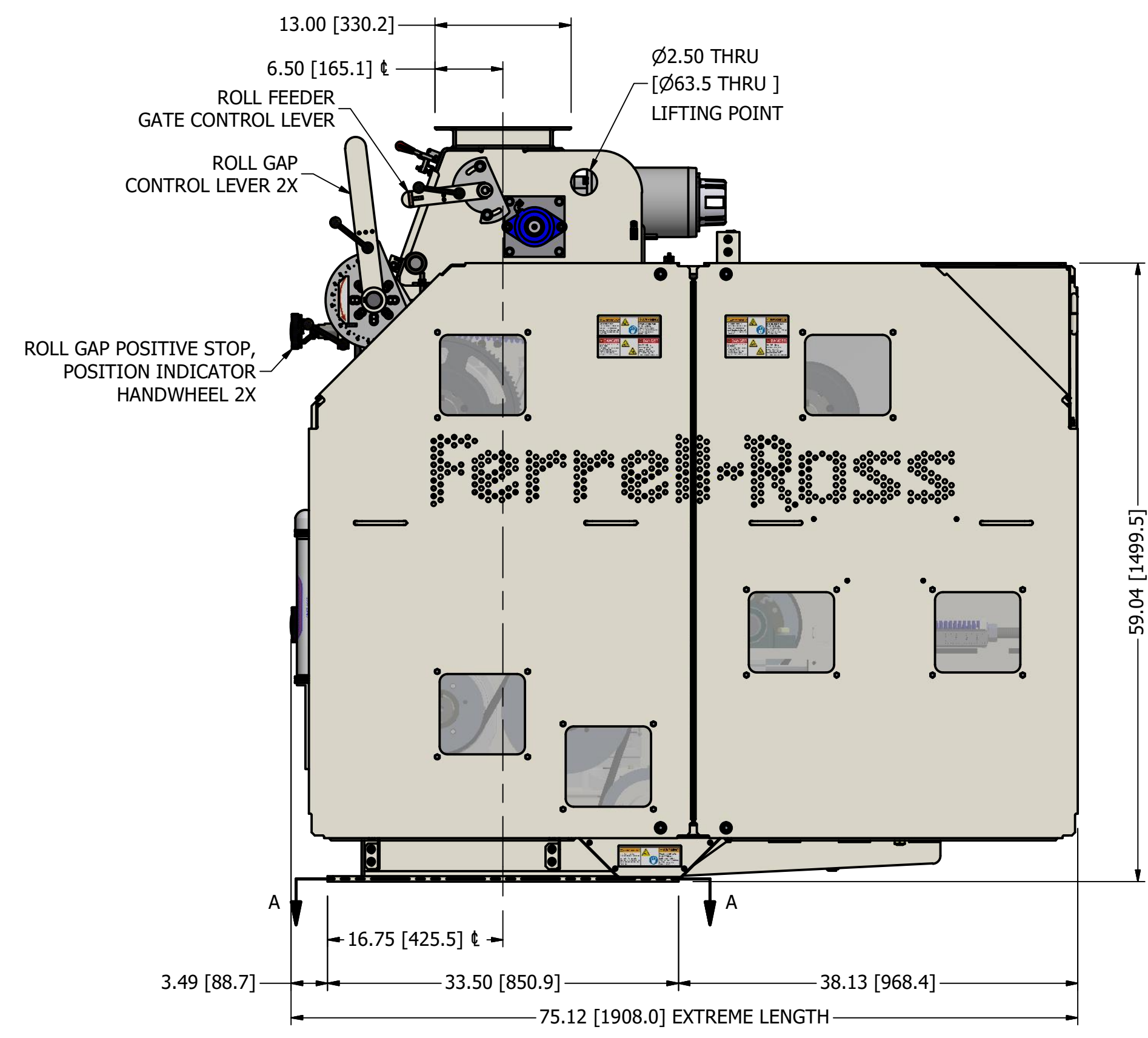
SECTION A-A
 OUTLET & MOUNTING DETAIL



FEEDER DOOR OPEN & MAGNETS SHOWN IN 'CLEAN' POSITION
 SCALE 0.09 : 1



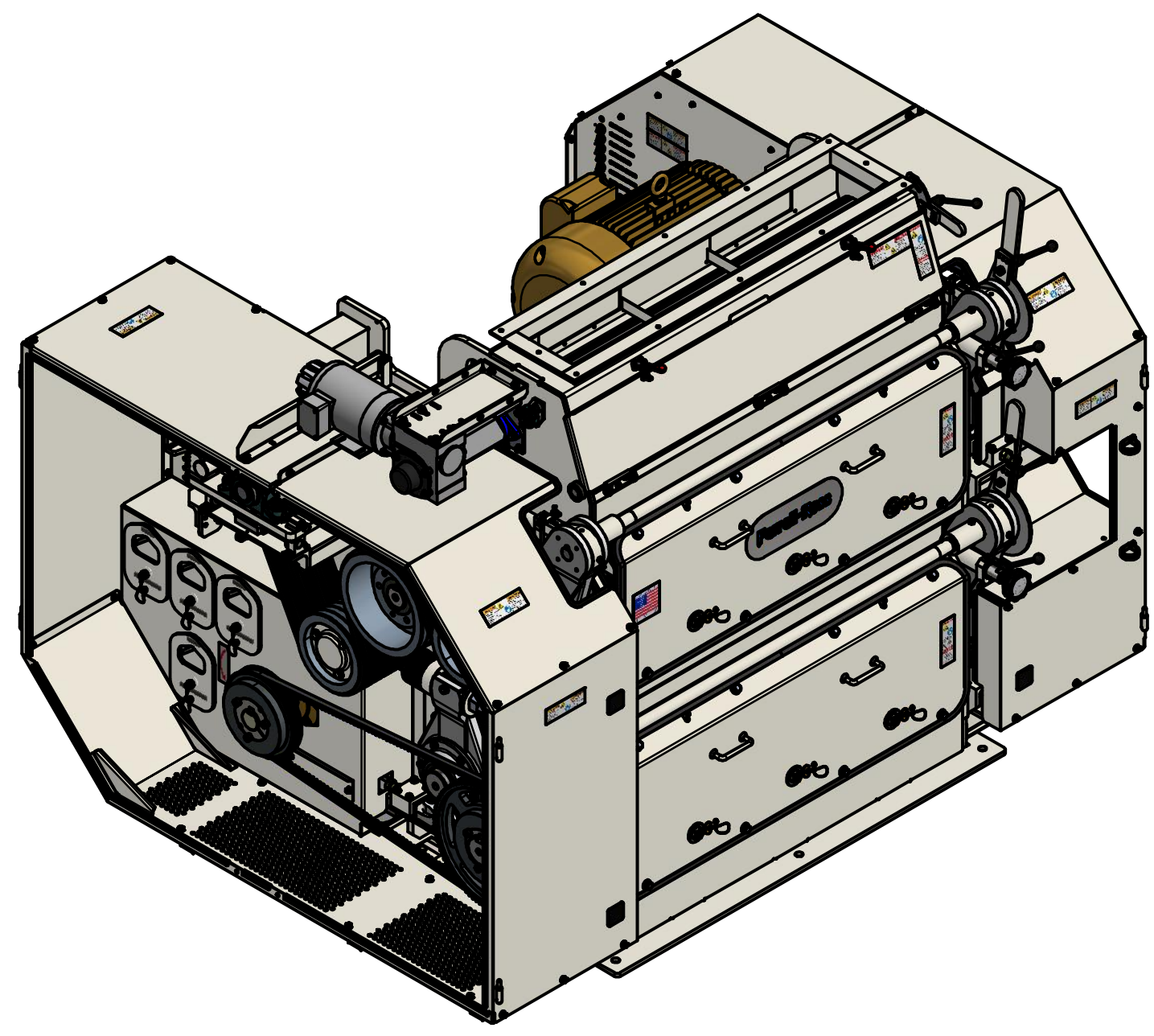
FRONT VIEW



- NOTES:
- DO NOT SCALE FROM DRAWING.
 - ALTERNATIVE DIMENSIONS [X.X] IN MILLIMETERS.
 - INSTALLED WEIGHT: 14,250 LBS / 6464 kg. SHIPPING WEIGHT: 14,750 LBS / 6690 kg.
 - ROLL ASSEMBLY WEIGHT: 1760 LBS / 798 kg. FRONT & REAR ROLL ASSEMBLIES MUST BE REMOVED FROM MACHINE FRONT.
 - RECOMMENDED MAINTENANCE CLEARANCE FROM MILL: 48.00" [1219] AT FRONT & SIDES, 12.00" [305] AT REAR.
 - ASPIRATION VOLUME 14.9 cu ft / 0.4 cu m PER PORT. ASPIRATION RATE DETERMINED BY CUSTOMER.
 - MILL HOUSING AISI 1015 MILD STEEL, WITH SKIPPED INTERNAL WELDS, PAINTED FINISH. GUARDS ASTM A-366, SKIPPED WELDS, PAINTED FINISH.
 - WORKING TEMPERATURE RANGE: -20°F / -29°C TO 180°F / 82°C.

		DIVISION OF A.T.FERRELL COMPANY 1440 S ADAMS ST BLUFFTON, INDIANA 46714 - USA PH: 260-824-3400 FAX: 260-824-5463		This drawing is the property of the A.T. Ferrell Company, Inc and must be returned immediately upon request. No part of this drawing may be reproduced, stored in a retrieval system or transmitted in any form or by any means, without prior written consent of the A.T. Ferrell Company, Inc.	
TOLERANCES EXCEPT AS NOTED DECIMAL: ± .030 FRACTIONAL: ± 1/32 ANGULAR: ± 1/2°		TITLE: ROLLER MILL INSTALL, 2 HI 1.5:1 ROLL FEED HVY WT HI CAP, 12 X 52"		DRAWN BY: dmjohnson DRAWN DATE: 1/25/2018 APPROVED BY: DMJ	
FINISH: TOUCH-UP PAINT		SCALE: 0.09:1		SHEET: 1 OF 2	
CAD NO MANUAL CHANGES		SIZE: D		PART NUMBER: K000-01965-1	
				REV: A	

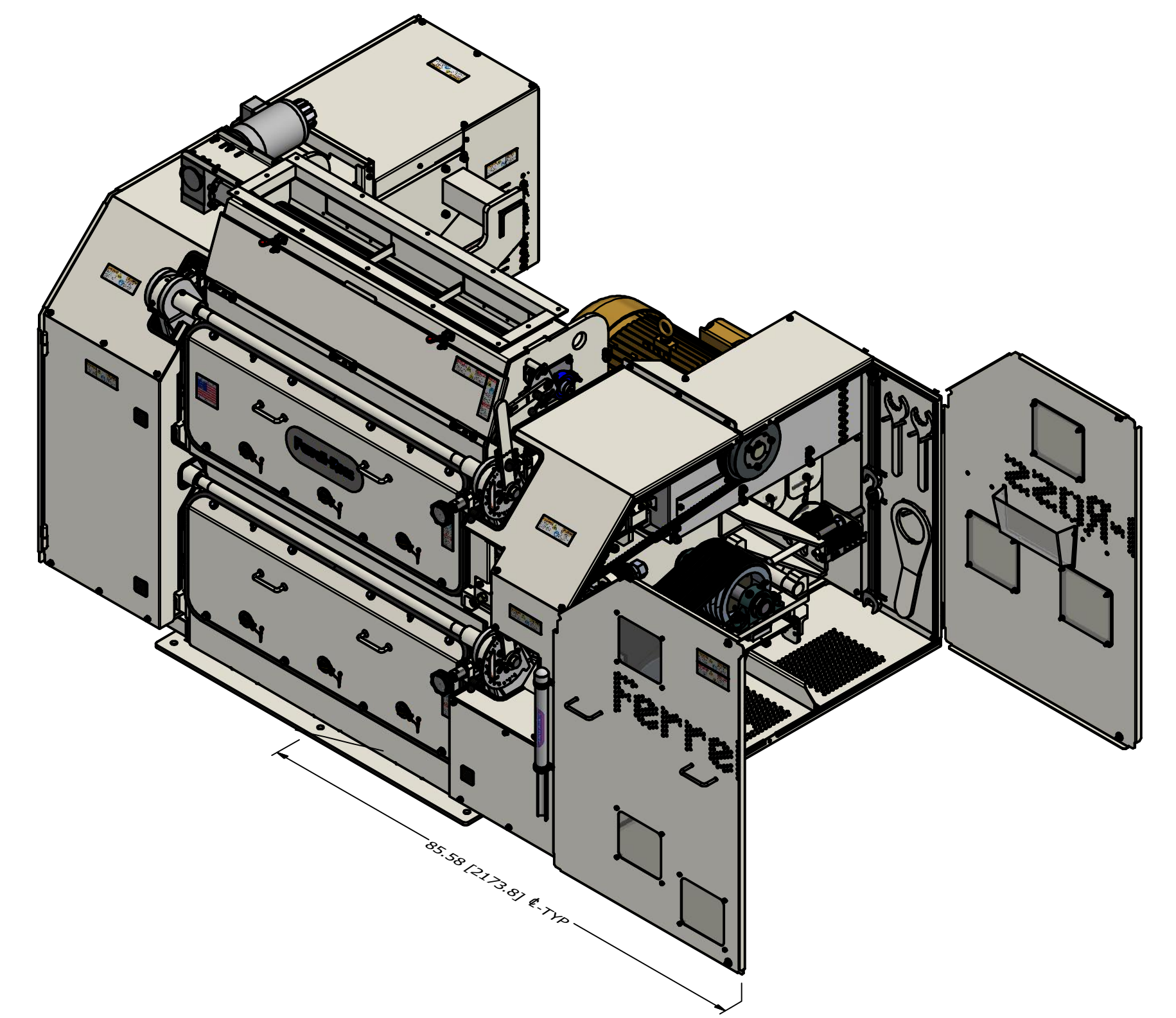
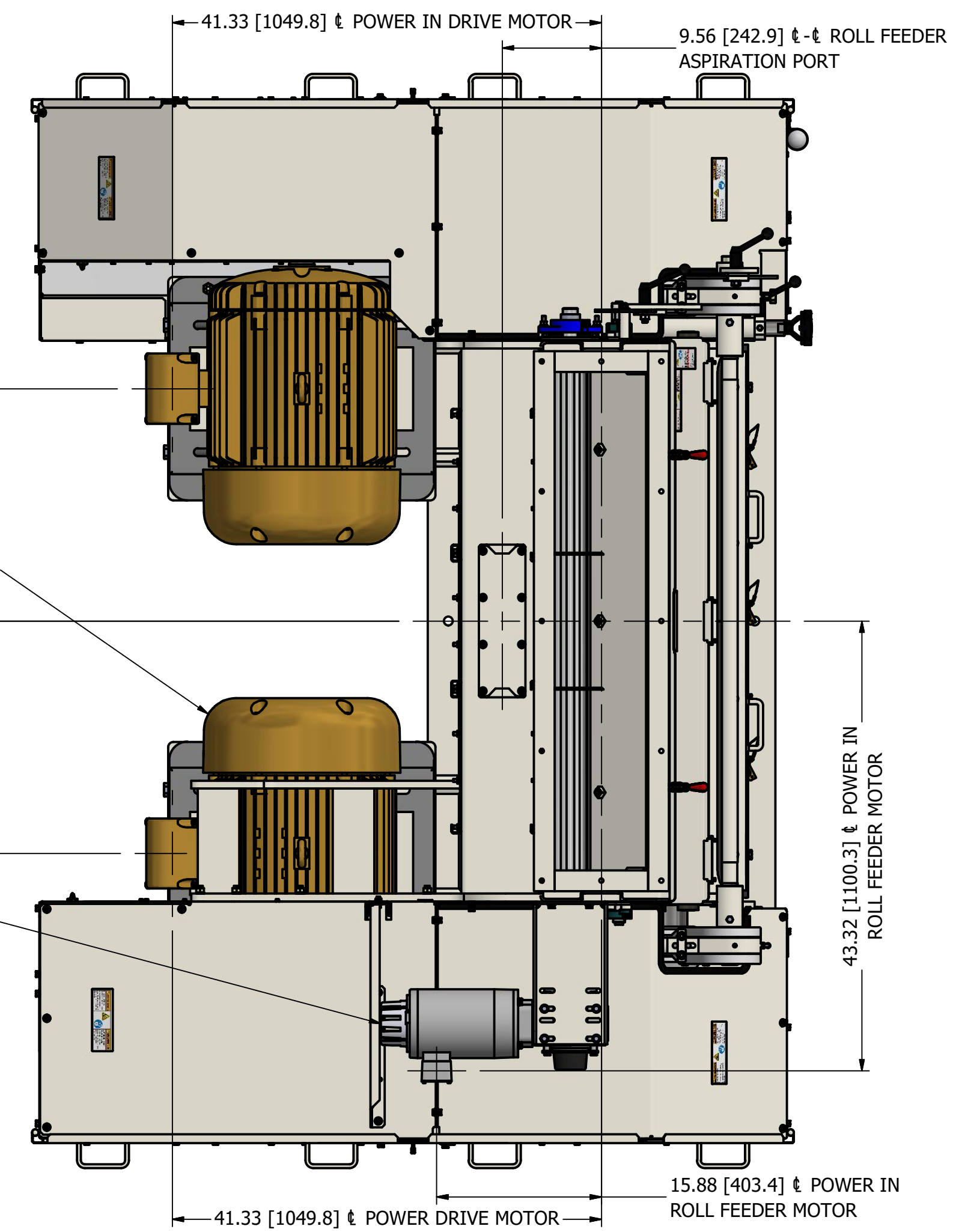
REV	ECN	DESCRIPTION	DATE	APPROVED
A	K180015	RELEASE	1/25/2018	dmjohnson



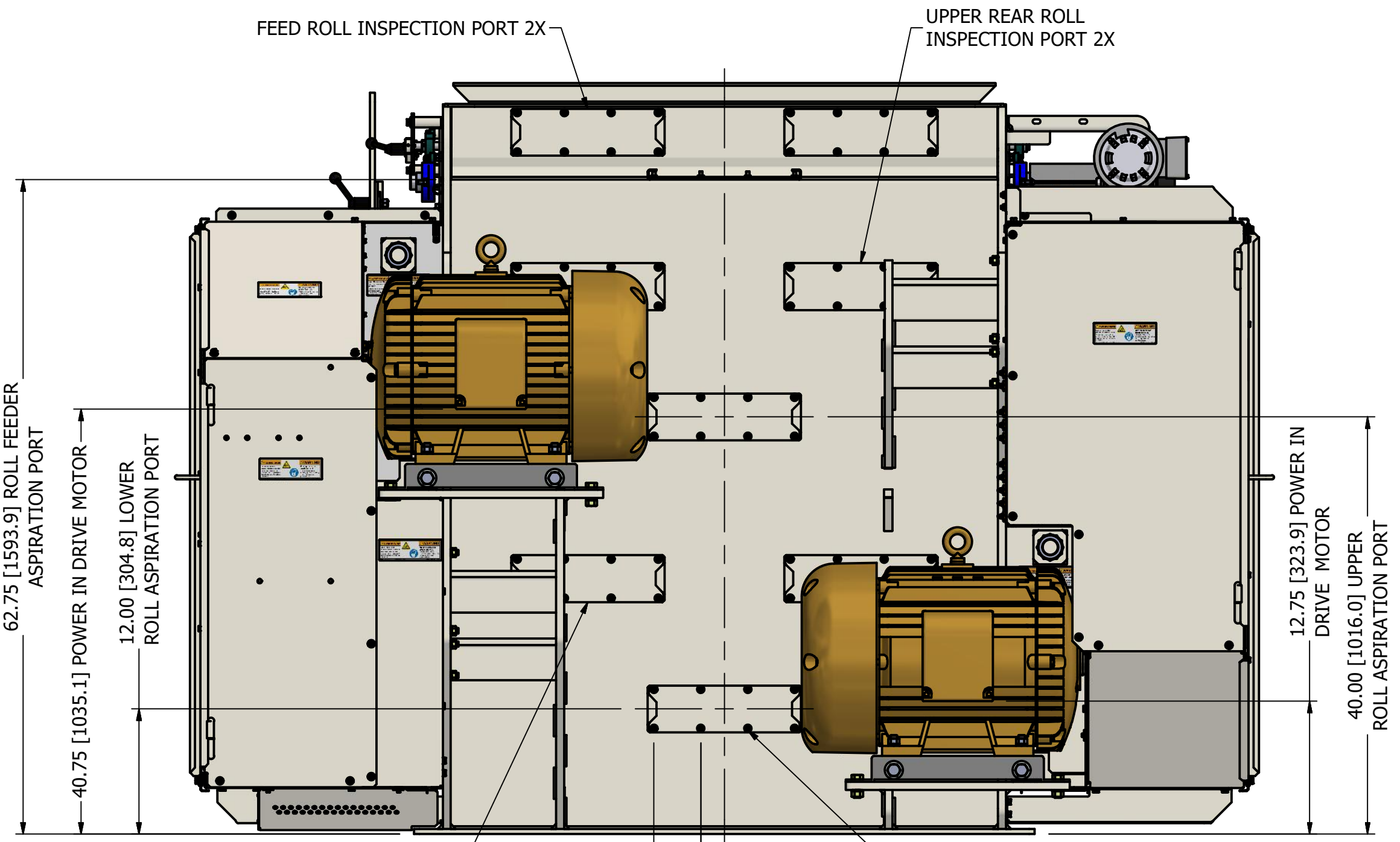
LEFT SIDE GUARD DOORS SHOWN REMOVED
SCALE 0.06 : 1

Ø2.00 [50.8] POWER IN DRIVE MOTOR, NO RIGID CONNECTION
 75 HP 208-230/460V 3Ø 60 HZ 1780 RPM
 FULL LOAD AMPS 186-169/84.9
 BALDOR EM4316T (F1 & F2) SHOWN 2X


Ø0.88 [22.2] POWER IN FEEDER MOTOR, NO RIGID CONNECTION
 0.75 HP 230/460V 3Ø 60 HZ 1750 RPM
 TENV, INVERTER DUTY, FULL LOAD AMPS 2.8/1.4
 BALDOR IDNM3542 SHOWN



RIGHT GUARD DOORS SHOWN OPEN
SCALE 0.06 : 1



8X 5/16-18 X .75 [19.1] CRS STUDS
 ROLL HOUSING ASPIRATION PORT 3X
 ASPIRATION VOLUME PER PORT
 14.9 cu ft / 0.4 cu m



- NOTES:
- DO NOT SCALE FROM DRAWING.
 - ALTERNATIVE DIMENSIONS [X.X] IN MILLIMETERS.
 - INSTALLED WEIGHT: 14,250 LBS / 6464 kg. SHIPPING WEIGHT: 14,750 LBS / 6690 kg.
 - ROLL ASSEMBLY WEIGHT: 1760 LBS / 798 kg. FRONT & REAR ROLL ASSEMBLIES MUST BE REMOVED FROM MACHINE FRONT.
 - RECOMMENDED MAINTENANCE CLEARANCE FROM MILL: 48.00" [1219] AT FRONT & SIDES, 12.00" [305] AT REAR.
 - ASPIRATION VOLUME 14.9 cu ft / 0.4 cu m PER PORT. ASPIRATION RATE DETERMINED BY CUSTOMER.
 - MILL HOUSING AISI 1015 MILD STEEL, WITH SKIPPED INTERNAL WELDS, PAINTED FINISH. GUARDS ASTM A-366, SKIPPED WELDS, PAINTED FINISH.
 - WORKING TEMPERATURE RANGE: -20°F / -29°C TO 180°F / 82°C.

		DIVISION OF A.T.FERRELL COMPANY 1440 S ADAMS ST BLUFFTON, INDIANA 46714 - USA PH: 260-824-3400 FAX: 260-824-5463		This drawing is the property of the A. T. Ferrell Company, Inc and must be returned immediately upon request. No part of this drawing may be reproduced, stored in a retrieval system or transmitted in any form or by any means, without prior written consent of the A. T. Ferrell Company, Inc.	
		DRAWN BY: dmjohnson	DRAWN DATE: 1/25/2018	APPROVED BY: DMJ	
TOLERANCES EXCEPT AS NOTED DECIMAL: ± .030 FRACTIONAL: ± 1/32 ANGULAR: ± 1/2°		TITLE: ROLLER MILL INSTALL, 2 HI 1.5:1 ROLL FEED HVY WT HI CAP, 12 X 52"			
FINISH: TOUCH-UP PAINT		SCALE: 0.09:1	SHEET: 2 OF 2	SIZE: D	PART NUMBER: K000-01965-1
CAD NO MANUAL CHANGES		REV: A			