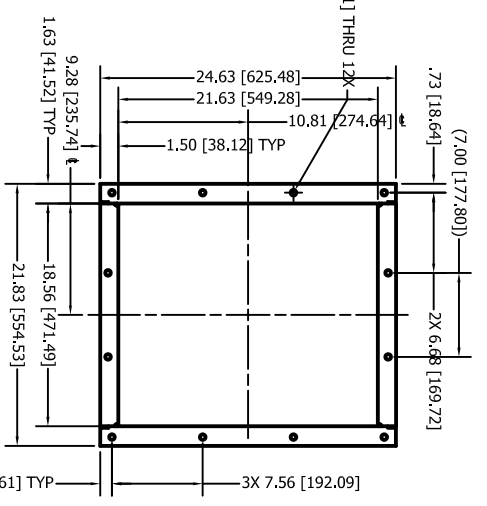
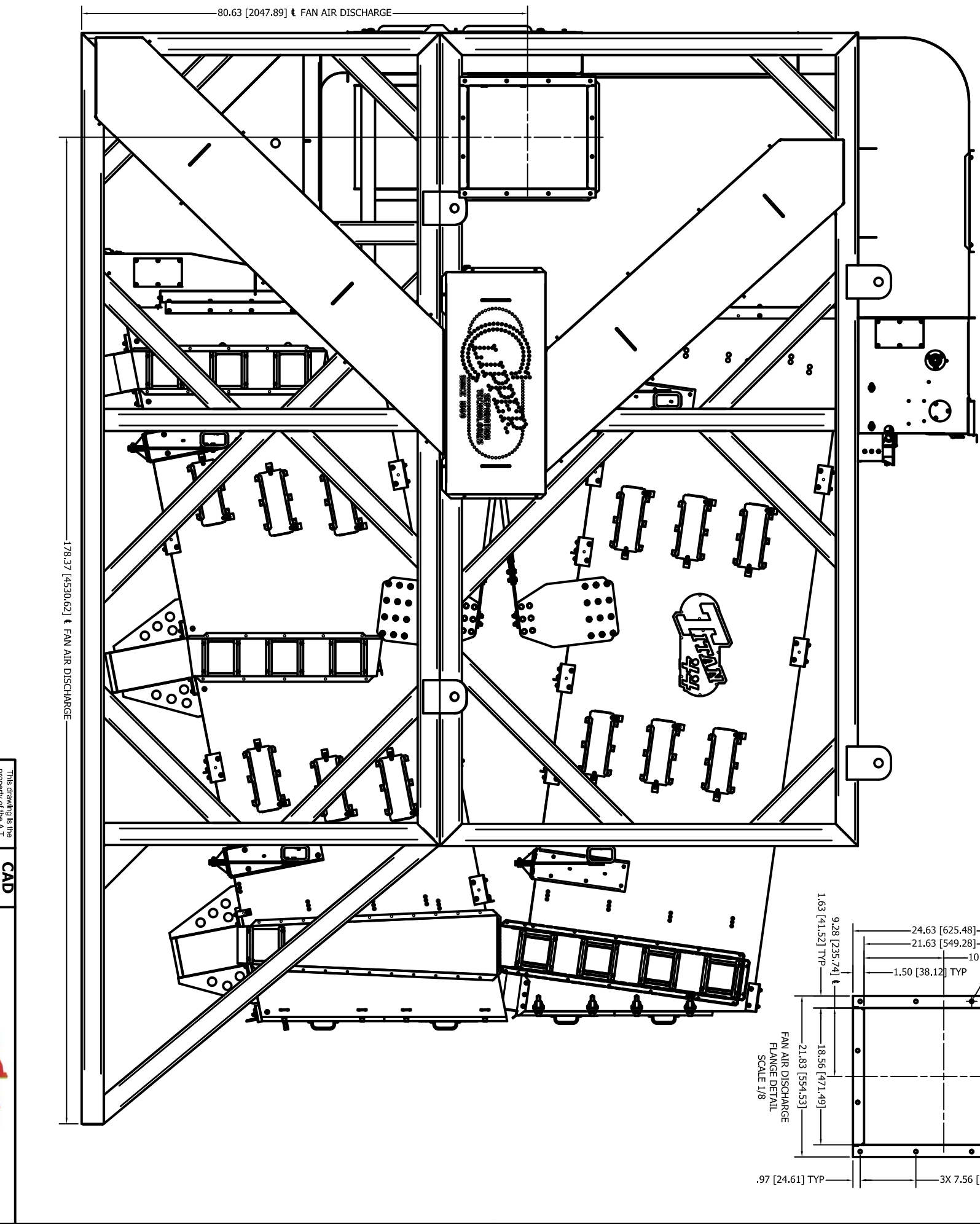
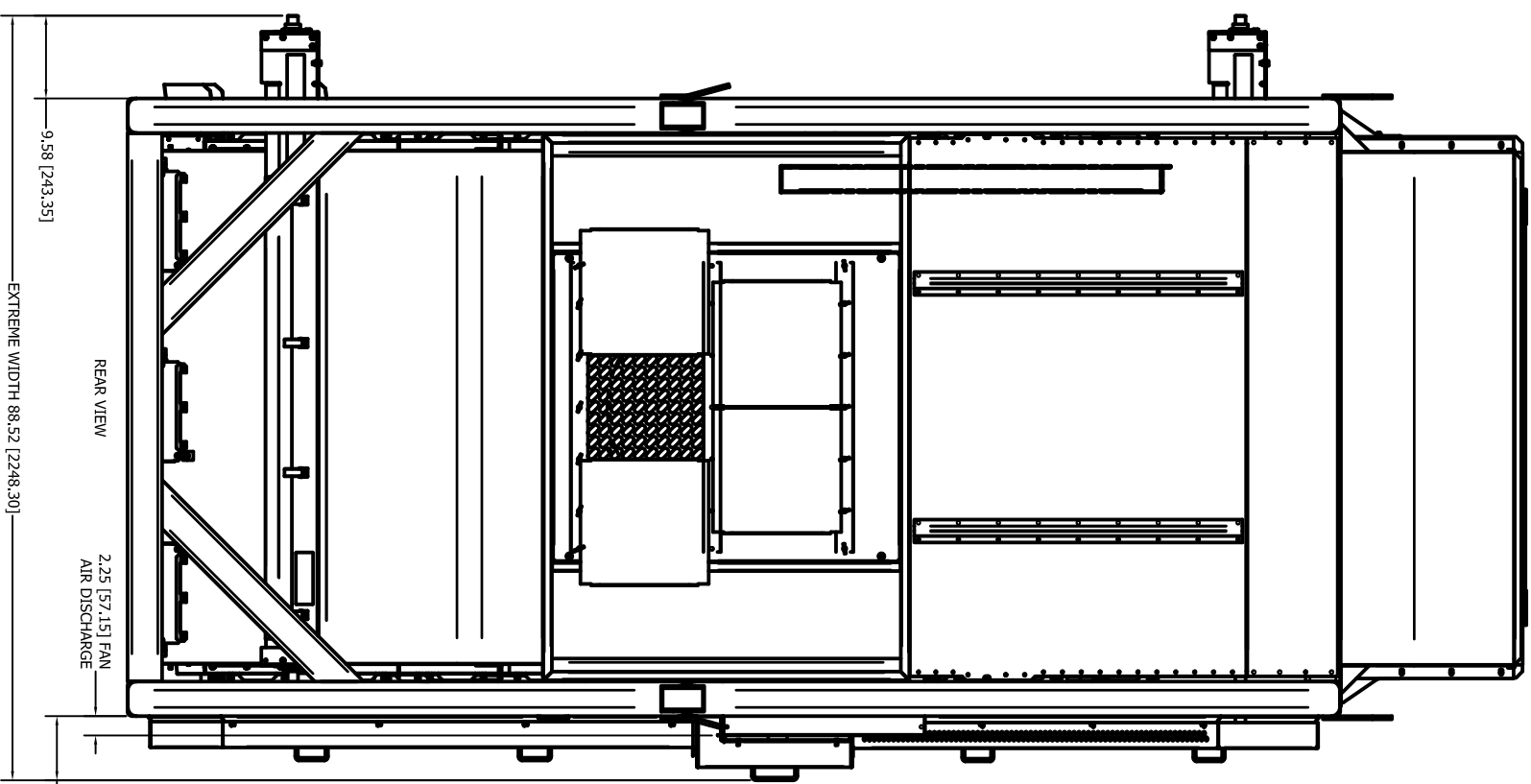


REV	ECN	DESCRIPTION	DATE	APPROVED
A	F040036	RELEASE	2/22/2005	dmpjohnson



- NOTES:
1. DO NOT SCALE FROM DRAWING.
 2. ALTERNATIVE UNITS (X.X) IN MILLIMETERS.
 3. 500-875 [12.70-22.23mm] TOTAL THROW, BOTH SHOES.
 4. CONTACT CLIPPER SALES FOR CHN [CMM] REQUIREMENTS, GIVEN SPECIFIC APPLICATION.
 5. MACHINE SHIPPED IN TWO SECTIONS. UPPER SECTION SHIPPING WEIGHT: 5500 lb [2495 kg]. LOWER SECTION SHIPPING WEIGHT: 5500 lb [2495 kg].
 6. EIGHT, 3/4-8 GRADE 5 BOLTS RECOMMENDED TO LAG FRAME THRU FLOOR JOISTS.
 7. RECOMMENDED MAINTENANCE CLEARANCE FROM FRAME: 48.00" [1219] AT FRONT & SIDES, 12.00" [305] AT REAR.
 8. FRAME ASTM A500 GRADE B (UNS K03000) 4.00 X 4.00 X 0.25 & 0.50" PAINTED FINISH.
 9. SEE PRINT 1 OF 3 FOR FRONT & RIGHT SIDE VIEWS. SEE PRINT 3 OF 3 FOR TOP (INLET) & BOTTOM (OUTLET & MOUNTING) VIEWS.

This drawing is the property of the A.T. Ferrell Company, Inc and must be returned immediately upon request. No part of this drawing may be reproduced in any form or by any means, without prior written consent of the A.T. Ferrell Company, Inc.

CAD	NO MANUAL CHANGES EXCEPT AS NOTED	DATE: 8/19/2004	SCALE: 1/8"
		DATE: 8/19/2004	SCALE: 1/8"

PROJECT: CLEANER ASSY, RH, TITAN 44
 DRAWN BY: dmpjohnson
 CHECKED BY: DMP
 SHEET: 2 of 3

